






Part No.	Name/ Specification	Description	Image
10-01-010	<b>3" Ferrule</b>  PC/ABS UL94 V-0	<p>3" ferrule fitting threads into the end of a duct, using a patent-pending design to ensure a near air-tight seal to the duct.</p> <p>Complies with Standard UL2043 and is identified as Classified with the ETL listed mark, control number 5016806.</p> <p>Complies with Standard UL181C and is identified as Certified with the UL listing mark, file number MH64419</p>	
20-01-010	<b>4" Ferrule</b>  PC/ABS UL94 V-0	<p>4" ferrule fitting threads into the end of a duct, using a patent-pending design to ensure a near air-tight seal to the duct.</p> <p>Complies with Standard UL2043 and is identified as Classified with the ETL listed mark, control number 5016806.</p>	
10-01-020	<b>Elbow Extension</b>  PC/ABS UL94 V-0	<p>45-degree fitting that is doubled up to form a 90-degree elbow where required. Used for tight radius duct transitions to ensure optimum airflow. UL 181C and UL2043 certified as part of a connector assembly.</p> <p>Complies with Standard UL2043 and is identified as Classified with the ETL listed mark, control number 5016806.</p> <p>Complies with Standard UL181C and is identified as Certified with the UL listing mark, file number MH64419</p>	
10-01-030	<b>Coupler</b>  PC/ABS UL94 V-0	<p>Fitting used to connect two ducts together. Used to extend the length of a duct run. UL 181C and UL2043 certified as part of a connector assembly.</p> <p>Complies with Standard UL2043 and is identified as Classified with the ETL listed mark, control number 5016806.</p> <p>Complies with Standard UL181C and is identified as Certified with the UL listing mark, file number MH64419</p>	

Part No.	Name/ Flammability Rating	Description	Image
10-01-220	<b>Ceiling Boot Assembly</b>  PC/ABS UL 94 V-0 Damper: UL 94 V-0	For ceiling installations. Uses two Rheia hanger bars or is screwed to blocking. Register assembly includes an adjustable damper blade.	
10-01-210	<b>Pass-Through Boot Assembly</b>  PC/ABS 2-part shell: UL 94 V-0 Damper: UL 94 V-0	For wall installations. Mounted to vertical framing using a Rheia bracket or is screwed to blocking. Includes an adjustable damper blade.	
10-01-200	<b>High-Sidewall Boot Assembly</b>  PC/ABS and PP 2-part shell: UL 94 V-0 Damper: UL 94 V-0	For wall installations. Mounted to vertical framing using a Rheia bracket or is screwed to blocking. Includes an adjustable damper blade and an adjustment strap.	
10-01-050	<b>Manifold Take Off Outside</b>  PC/ABS UL94 V-0	Exterior piece to a two-part assembly. The two halves clamp 1" duct board through a 3.5" hole forming a tight seal. The outside take off connects to a Ferrule or Elbow Extension.	
10-01-040	<b>Manifold Take Off Inside</b>  PC/ABS UL94 V-0	Interior piece to a two-part assembly. The two halves clamp 1" duct board through a 3.5" hole forming a seal. The inside take off is designed to guide air into the duct.	
10-04-230	<b>Ceiling Diffuser Assembly</b>  ABS UV stabilized UL94 HB	Two-part diffuser. Distributes air 360 degrees across a ceiling. Throw is approximately 12 feet @ 40 CFM. Compatible with 5/8" or 1/2" thick drywall.	
10-04-090	<b>Slotted Diffuser</b>  ABS UV stabilized UL94 HB	One-part diffuser. Distributes air omnidirectionally. Throw is approximately 17 feet @ 40 CFM. Compatible with 5/8" or 1/2" thick drywall.	

Part No.	Name/ Flammability Rating	Description	Image
00-00-240	<b>Hanger Bar Assembly</b>  23 ga. galvanized sheet metal	Used for all boot installations where required. The hanger bar assembly allows installation within wall cavities, ceiling cavities, and bulkheads with spacing between 12" and 24".	
3" dia. 10-00-190  4" dia. 20-00-190	<b>Uninsulated Duct</b>  UL 181 certified Class I Air duct	3" or 4" diameter uninsulated flexible duct available in 50' lengths.	
3" dia. 10-00-220  4" dia. 20-00-220	<b>Insulated Duct</b>  UL 181 Listed Class I Air ducts	3" or 4" diameter r-8 insulated flexible duct available in 25' lengths.	
10-04-260	<b>Ceiling Diffuser Small Assembly</b>  ABS UV stabilized UL94 HB	Two-part diffuser. Distributes air 360 degrees across a ceiling. Air throw pattern is designed specifically for heating dominated markets. Compatible with 5/8" or 1/2" thick drywall.	
10-01-280	<b>Floor Boot 4x10 Assembly</b>  PC/ABS UL94 V-0	For floor installations. Attaches directly to the floor surface. Includes an adjustable damper blade. <b>Must be used with the Rheia Metal Floor Diffuser 4x10 part # 00-04-300.</b>	
00-04-300 00-05-300 00-06-300	<b>Metal Floor Diffuser</b>  Painted Metal White: 00-04-300 Beige: 00-05-300 Grey: 00-06-300	One-piece drop-in assembly. <b>Do not substitute with diffusers with a built-in adjustable damper.</b>	