










| Part No.  | Name/ Specification  | Description   | Image   |
|-----------|--|---|---|
| 10-01-010 | <b>3" Ferrule</b><br>PC/ABS<br>UL94 V-0                          | <p>3" connector component threads into the end of a 3" diameter duct using a patented design to ensure a near air-tight seal. Use only with Rheia-approved ducts.</p> <p>Complies with Standard UL2043 and is identified with the ETL listed mark, control number 5016806. Complies with Standard UL181C and is identified with the UL listing mark, file number MH64419.</p>                             |    |
| 20-01-010 | <b>4" Ferrule</b><br>PC/ABS<br>UL94 V-0                          | <p>4" connector component threads into the end of a 4" diameter duct, using a patented design to ensure a near air-tight seal. Use only with Rheia-approved ducts.</p> <p>Complies with Standard UL2043 and is identified with the ETL listed mark, control number 5016806.</p>   |    |
| 10-01-020 | <b>45 Degree Elbow Extension</b><br>PC/ABS<br>UL94 V-0           | <p>45-degree connector component that can be doubled-up to form a 90-degree elbow where required. Used for tight radius duct transitions to ensure optimum airflow.</p> <p>Complies with Standard UL2043 and is identified as Classified with the ETL listed mark, control number 5016806. Complies with Standard UL181C and is identified as Certified with the UL listing mark, file number MH64419</p> |    |
| 10-01-030 | <b>Coupler</b><br>PC/ABS<br>UL94 V-0                             | <p>3" connector component to connect two ducts or connector components together. Used to extend the length of a duct run.</p> <p>Complies with Standard UL2043 and is identified as Classified with the ETL listed mark, control number 5016806. Complies with Standard UL181C and is identified with the UL listing mark, file number MH64419</p>  |  |
| 10-01-040 | <b>Ductboard Take Off Inside</b><br>PC/ABS<br>UL94 V-0           | <p>Interior component to a two-part assembly, for use with 1" duct board only. Only use with #10-01-050. No additional sealing required.</p> <p><b>Replaced by Ductboard Take Off Outside # 10-01-041.</b></p>  |  |
| 10-01-041 | <b>Ductboard Take Off Inside Extended</b><br>PC/ABS<br>UL94 V-0  | <p>Interior component to a two-part assembly, for use with 1" or 1 1/2" duct board. Only use with #10-01-051. No additional sealing required.</p> <p><b>Replaces Ductboard Take Off Inside # 10-01-040</b></p>  |  |
| 10-01-050 | <b>Ductboard Take Off Outside</b><br>PC/ABS<br>UL94 V-0          | <p>Exterior component to a two-part assembly, for use with 1" duct board only. Only use with #10-01-040. No additional sealing required.</p> <p><b>Replaced by Ductboard Take Off Outside # 10-01-051.</b></p>  |  |
| 10-01-051 | <b>Ductboard Take Off Outside Extended</b><br>PC/ABS<br>UL94 V-0 | <p>Exterior component to a two-part assembly, for use with 1" or 1 1/2" duct board. Only use with #10-01-041. No additional sealing required.</p> <p><b>Replaces Ductboard Take Off Outside # 10-01-050</b></p>   |  |

# rheia® PART LIST

| Part No.                                     | Name/ Specification  | Description   | Image   |
|--|--|---|---|
| 10-04-090                                    | Slotted Diffuser<br><b>LIMITED SUPPLY:</b><br><b>FOR REPLACEMENT ONLY</b>                    | One-piece diffuser. Distributes air omni-directionally. Throw is approximately 17 feet @ 40 CFM. Compatible with 5/8" or 1/2" drywall.<br>Use with High Sidewall Boot Assembly #10-01-200, or Pass Through Boot Assembly #10-01-210.    |    |
| 10-04-091                                    | Slotted Diffuser<br>ABS UV stabilized<br>UL94 HB   | One-piece diffuser. Distributes air omni-directionally. Throw is approximately 17 feet @ 40 CFM. Compatible with 5/8" or 1/2" drywall.<br>Use with High Sidewall Boot Assembly #10-01-200, or Pass Through Boot Assembly #10-01-210.    |    |
| 3" dia.<br>10-00-190<br>4" dia.<br>20-00-190 | Uninsulated Duct<br>UL 181 certified<br>Class I Air duct                                     | Listed under UL Standard 181 and CUL S110 as a Class 1 flexible air duct. Thermaflex S-TL air duct is a coated spring steel wire helix permanently bonded to a coated, woven fiberglass cover.<br><br>Supplied in 50 foot lengths only. |    |
| 10-01-200                                    | High-Sidewall Boot Assembly<br>PC/ABS and PP<br>2-part shell: UL 94 V-0<br>Damper: UL 94 V-0 | Typical application is installed in 2x4 walls. Mounted to framing using Rheia Hanger Bar Assembly #00-00-240, or fastened directly to wood blocking. Includes a manually-adjustable damper blade for airflow balancing.                 |   |
| 10-01-210                                    | Pass-Through Boot Assembly<br>PC/ABS<br>2-part shell: UL 94 V-0<br>Damper: UL 94 V-0         | Typical application is installed in chases. Mounted to framing using Rheia Hanger Bar Assembly #00-00-240, or fastened directly to wood blocking. Includes a manually-adjustable damper blade for airflow balancing.                    |  |
| 10-01-220                                    | Ceiling Boot Assembly<br>PC/ABS<br>UL 94 V-0<br>Damper: UL 94 V-0                            | Typical application in ceiling installations. Mounted to framing using two Rheia Hanger Bar Assemblies #00-00 240 or is screwed to wood blocking. Includes a manually adjustable damper blade.  |  |
| 3" dia.<br>10-00-220<br>4" dia.<br>20-00-220 | Insulated Duct<br>UL 181 Listed<br>Class I Air ducts   | Listed under UL Standard 181 and CUL S110 as a Class 1 flexible air duct. Thermaflex S-TL air duct is a coated spring steel wire helix permanently bonded to a coated, woven fiberglass cover.<br><br>Supplied in 25 foot lengths only. |  |
| 10-04-230                                    | Ceiling Diffuser Assembly<br>ABS UV stabilized<br>UL94 HB                                    | Diffuser assembly distributes air 360 degrees. Throw is approximately 12 feet @ 40 CFM.<br><br>Compatible with 5/8" or 1/2" drywall.  |  |
| 00-00-240                                    | Hanger Bar Assembly<br>23 ga. galvanized sheet metal   | Galvanized steel adjustable hanger bar. Used for all boot installations where required.<br><br>Adjustable design allows installation within wall cavities, ceiling cavities, and bulkheads with spacing between 12" and 24" o.c.        |  |



# PART LIST

| Part No.                            | Name/ Specification  | Description   | Image   |
|-------------------------------------|--|---|---|
| 10-04-260                           | Ceiling Diffuser Small Assembly<br>ABS UV stabilized<br>UL94 HB  | Diffuser assembly distributes air 360 degrees. Air throw pattern is designed specifically for heating dominated markets.<br><br>Compatible with 5/8" or 1/2" drywall.   |  |
| 10-01-280                           | Floor Boot 4x10 Assembly<br>PC/ABS<br>UL94 V-0   | For floor installations. Attaches directly to the subfloor. Includes a manually-adjustable damper blade for airflow balancing.<br><br>Must be used with the Rheia Metal Floor Diffusers 4x10 # 00-04-300, 00-05-300, 00-06-300. |  |
| 00-04-300<br>00-05-300<br>00-06-300 | Metal Floor Diffuser<br>White: 00-04-300: RAL 9016<br>Beige: 00-05-300: PANTONE 7531C<br>Grey: 00-06-300: PANTONE COOL GREY 6C | Painted steel diffuser for use only with Floor Boot 4x10 Assembly #10-01-280.<br><br>Do not substitute with diffusers incorporating a built-in adjustable damper.   |  |